

Touchwood Totems

Manufacturers Information | Various



Please enquire about any custom carvings.

Material Specifications

Post Cypress Timber

Equipment Specifications

Free Height of Fall Not required
Fall Zone Size Not required
Activity Space Recomm. 1000mm around equipment
Highest Point 1200mm

Other Required Information

Spare Parts Available to order
Largest Part Totem
Heaviest Part Totem
 21-40kg Two Person Lift

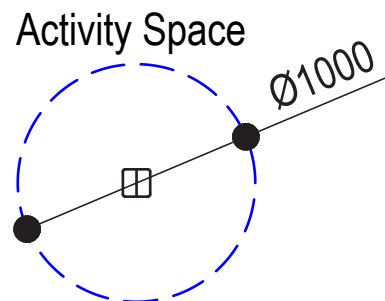
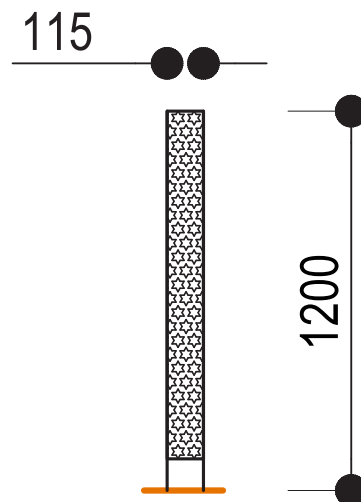
Standards

AS 4685 2021 Series

Applications

Age Group 2 years +
Supervision Level Young children should be supervised and inappropriate activities discouraged
Playspaces Public parks, schools, early childhood centres commercial play areas
Environment Shade preferred for user comfort and protection.
Vandalism Resistance Low susceptibility

Product Dimensions



Please note

Our Natura Play Elements ranges are made as original pieces, not mass-produced. The character of each piece will be affected by the individual timber available at the time of production. The above image should be used as a guide only. Whilst care is taken to select the best materials, timber is a natural material that is expected to seasonally expand and contract over time and when subjected to temperature extremes. We use Ironbark and Cypress timber in our designs, Cypress timber in particular is prone to fine checking and knots are very common. Accordingly, timbers supplied may have checks and knots that are not structurally compromising.

Touchwood Totems

Manufacturers Information | Various

Installation

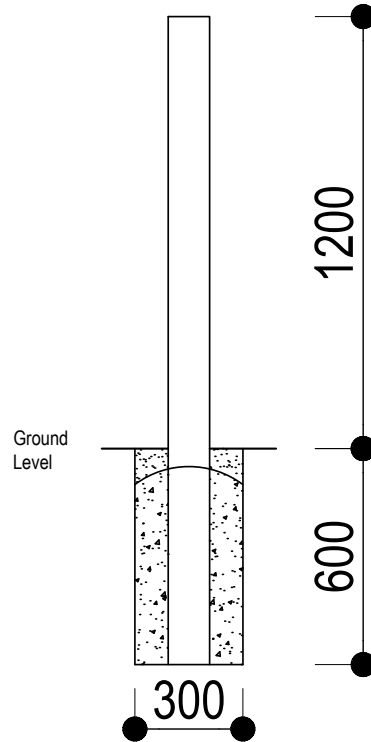
Footings quantities and depths

From ground level

Item	Qty	Diameter	Depth
Post	1	300mm	600mm

Note:

This product is designed for no softfall.



Inspection Notes

All inspections and maintenance to be carried out by competent people with the appropriate knowledge, experience and authority.

Inspection Frequencies

These are a guide only - local risk factors such as heavy usage, nearness to coast, and vandalism patterns need to be taken into account.

Routine Visual Inspection - Daily

Check for breakages, loose fittings and debris. Where safety issues are identified, quarantine until repaired.

Operational Inspection - Quarterly

RVI plus:-
Check security fixings.

Comprehensive Inspection - Annually

OI plus :-
Check for structural rigidity and degradation e.g. corrosion, decay etc.
Where possible, remove undersurfacing to examine condition of supports and footings.

Maintenance - Annual

Regular inspection for signs of insect or fungal attack and, where evident, cleaning and treating as appropriate.

Apply 2 coats of water-based decking oil every 6 months

Cracks will open and close with the weather, particularly dry heat or prolonged wet. Where significant (i.e. >5mm) they can usually be caulked with an exterior grade silicon (available in colours to suit). Where splinters form, they can be removed and sanded smooth before re-coating.

In areas of high exposure to sun, wind and rain more frequent treatments may be necessary.

Note: Ensure all replacement parts conform with manufacturers original specifications

Note: In heavy use environment, more frequent inspection regime recommended

Note: Quarantine equipment during installation, inspection & maintenance