

Jungle Drum

Manufacturers Information | PN1104



Material Specifications

Drum body	Ironbark timber
Drum skin	Rubber
Strikers	Rubber
Fixings	Stainless Steel

Equipment Specifications

Free Height of Fall	Not required
Fall Zone Size	Not required
Activity Space Recomm.	Allow 1m around equipment
Highest Point	Drum: 580mm

Other Required Information

Spare Parts	Available to order
Largest Part	Drum
Heaviest Part	Drum: 21-40kg Two Person Lift

Standards

AS 4685 2021 Series

Applications

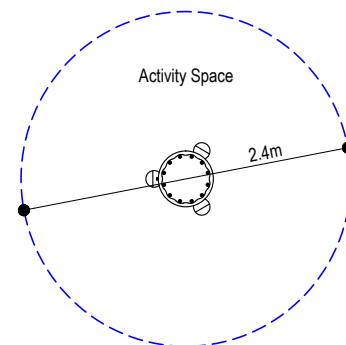
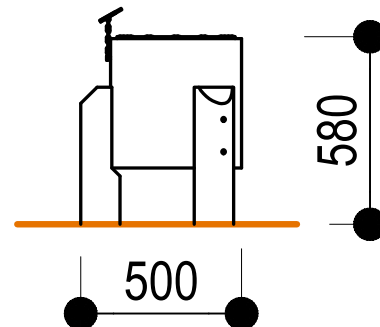
Age Group	All ages
Supervision Level	Young children should be supervised and inappropriate activities discouraged
Playspaces	Public parks, schools, early childhood centres commercial play areas
Environment	Shade preferred for user comfort and protection.
Vandalism Resistance	Low susceptibility

Please note

Our Natura Play Elements ranges are made as original pieces, not mass-produced. The character of each piece will be affected by the individual timber available at the time of production. The above image should be used as a guide only.

Whilst care is taken to select the best materials, timber is a natural material that is expected to seasonally expand and contract over time and when subjected to temperature extremes. We use Ironbark and Cypress timber in our designs, Cypress timber in particular is prone to fine checking and knots are very common. Accordingly, timbers supplied may have checks and knots that are not structurally compromising.

Product Dimensions



Jungle Drum

Manufacturers Information | PN1104

Installation

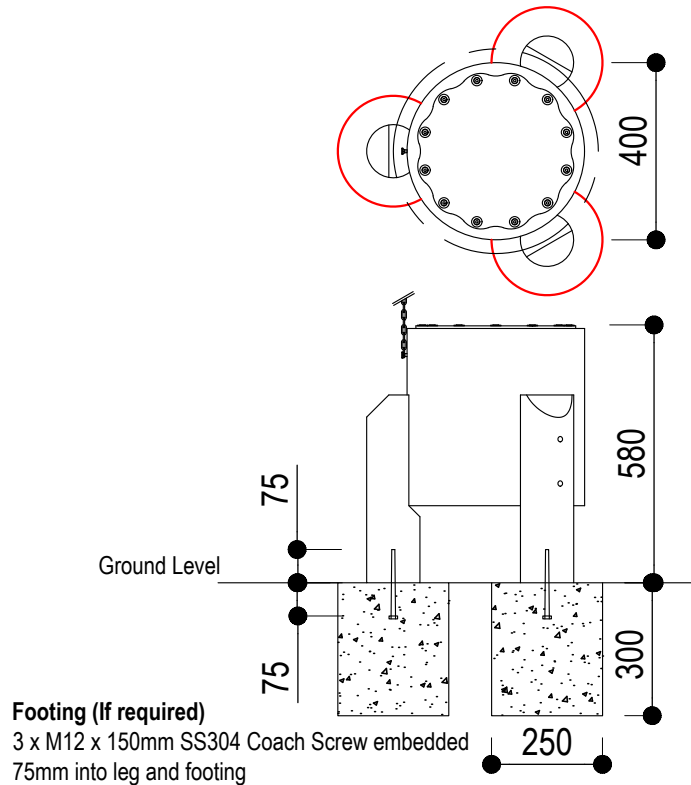
Footing quantities and depths

From ground level

Item	Qty	Hole Diameter	Hole Depth
Posts	3	250mm	300mm

Note:

This product is designed for no softfall. Check the proposed on site softfall depth. Please adjust depths of post holes accordingly, to achieve correct overall subsurface depth. This will maintain correct height of equipment above undersurface level.



Inspection Notes

All inspections and maintenance to be carried out by competent people with the appropriate knowledge, experience and authority.

Inspection Frequencies

These are a guide only - local risk factors such as heavy usage, nearness to coast, and vandalism patterns need to be taken into account.

Routine Visual Inspection - Daily

Check for breakages, loose fittings and debris. Where safety issues are identified, quarantine until repaired.

Operational Inspection - Quarterly

RVI plus:-
Check for wear in moving parts e.g. bearings, chains and links.
Check security of fixings.

Comprehensive Inspection - Annually

OI plus :-
Check for structural rigidity and degradation e.g. corrosion, decay etc.
Where possible, remove undersurfacing to examine condition of supports and footings.

Maintenance - Annual

Regular inspection for signs of insect or fungal attack and, where evident, cleaning and treating as appropriate.

Apply 2 coats of water-based decking oil every 6 months

Cracks will open and close with the weather, particularly dry heat or prolonged wet. Where significant (i.e. >5mm) they can usually be caulked with an exterior grade silicon (available in colours to suit). Where splinters form, they can be removed and sanded smooth before re-coating.

In areas of high exposure to sun, wind and rain more frequent treatments may be necessary.

Note: Ensure all replacement parts conform with manufacturers original specifications

Note: In heavy use environment, more frequent inspection regime recommended

Note: Quarantine equipment during installation, inspection & maintenance